

Aero Fund PCC Ltd - Cell A - Aero Fixed Income is an open-end fund incorporated in Gibraltar. The Fund seeks to achieve a positive absolute return through investment in fixed income vehicles which will give above market returns while retaining a good level of security.

Coordonnées

Société de gestion	Huber & Co Ltd
Adresse de société	Aero Fund PCC Ltd, 210 Neptune House, P.O. Box 300, Marina Bay, Gibraltar
Téléphone de société	Tel: +350 200 51431
Site Internet	www.hubercold.gi
Gérant de fonds	--
Gérant - Date début	--
Agent de transfert	Velay Financial Services Ltd

Informations

Last Close	€ 100.17
Total Assets (mil)	€ 12.15
Total Assets Date	12/31/2018
Date de création	02/02/2009
Benchmark principal	Non-EGBI EuroBIG Index
Dev	Euro
Investissement min	Euro 50,000.00
Ticker	AEROAFI TL
ISIN	GI000A0Q6545

as of 12/31/2018

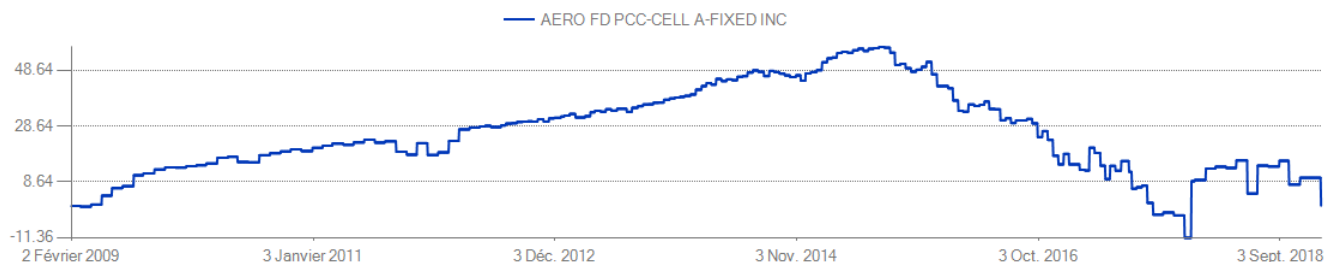
Commissions et frais

Ratio des dépenses	--
Frais d'entrée	1.00
Comm perf déclarée gérant	1.00
Comm déclarée gérant de fonds	--
High-water mark	Oui
Rendement minimal	--
Droits de sortie	1.00
Frais de retrait anticipé	--

Classification Bloomberg

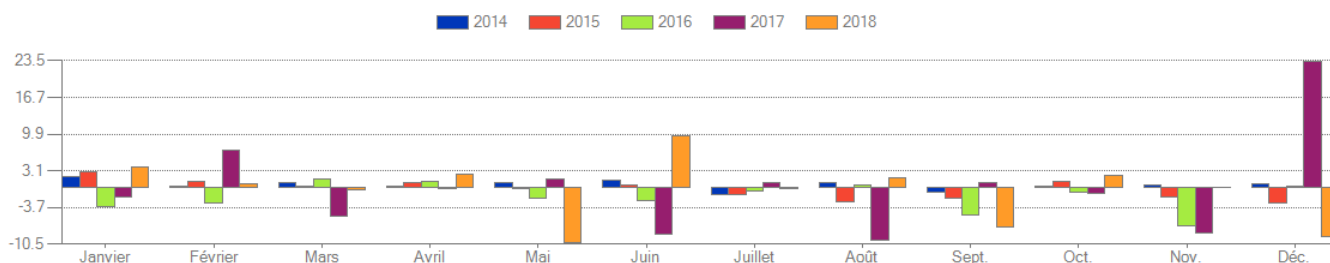
Type de fonds	OPCVM
Focus de classe d'actifs de fonds	Titres obligataires
Domicile	Gibraltar
Objectif du fonds	Obligataire agrégé Etranger
Style de fonds	--
Focus de cap boursière de fonds	--
Focus géographique de fonds	International
Focus de devise de fonds	--

Graphe total return



Saisonnalité

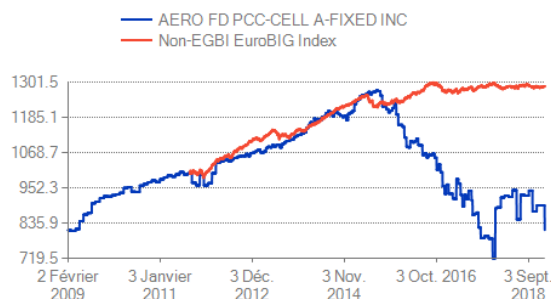
Year	Janvier	Février	Mars	Avril	Mai	Juin	Juillet	Août	Sept.	Oct.	Nov.	Déc.
2014	2.15	0.36	0.89	0.21	1.00	1.42	-1.39	1.01	-0.83	0.02	0.46	0.78
2015	2.87	1.22	0.07	0.95	-0.04	0.44	-1.31	-2.57	-1.86	1.17	-1.77	-2.86
2016	-3.62	-2.92	1.52	1.18	-2.01	-2.40	-0.56	0.41	-4.98	-0.80	-7.08	0.01
2017	-1.72	7.02	-5.33	-0.04	1.50	-8.51	1.00	-9.68	0.83	-1.07	-8.29	23.32
2018	3.72	0.63	-0.41	2.39	-10.18	9.53	-0.28	1.79	-7.32	2.28	0.00	-9.04



The material produced in this document is intended for informational purposes only and should not be construed as an offer or solicitation for the purchase or sale of any financial instrument. The information provided herein reflects current market practices and is not intended to constitute legal, tax, or accounting advice. The information and data contained herein has been obtained from internal data processing, fund administrators as well as other outside sources and, although it is believed to be accurate, no guarantee of completeness or accuracy is being made. Bloomberg LP shall not be liable for any losses or damage that anyone may suffer as a result of relying on this information. The information may be changed by Bloomberg LP at any time.

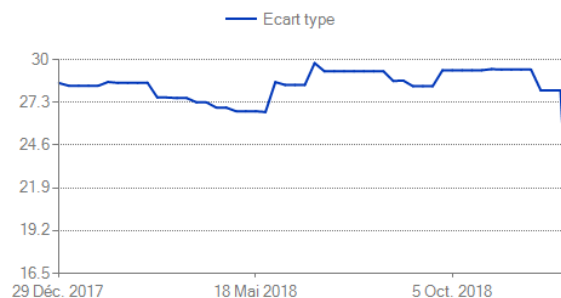
Performance

	Fund	Bench.
Rendement moyen 1A Hebdo	2.18	-0.18
Total Return 3M	-6.97	0.19
Total Return 6M	-12.48	-0.10
Total Return 1A	-8.36	-0.17
Total Return Ytd	-8.36	-0.17
Perf 2017	-4.89	1.13
Perf 2016	-19.61	3.35
Perf 2015	-3.80	0.13
Perf 2014	6.20	8.18
Perf 2013	5.72	1.98
Perf 2012	11.03	10.87
Rdt eff 7J	--	--
Rdt 30J	--	--
Rdt brut 7J	--	--
Rdt subv 7J	--	--
Vie moy	--	--
Marché monétaire jrs moy	--	--
maturité		



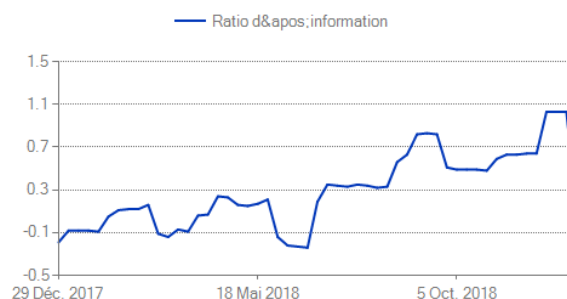
Risque

	Fund	Bench.
Downside Risk 1A Sem an	12.73	1.01
Semivariance 1A Hebdo ann	13.55	1.54
Ecart type 1A Hebdo ann	16.79	1.37
Drawdown max 1A	-13.90	-1.06
Increase max 1A	11.18	1.33
Kurtosis 1A Hebdo	11.52	-0.25
Asymétrie 1A Hebdo	-0.81	-0.21



Rendement/risque

	vs Bench.
Rendement excédentaire 1A Hebdo ann	2.35
Ratio d'information 1A Sem	0.14
Alpha Jensen 1A Hebdo	2.53
Modigliani Rap 1A Hebdo	0.00
Ratio Sharpe 1A Hebdo	0.15
Ratio Sortino 1A Hebdo	0.75
Mesure de Treynor 1A Hebdo	-0.10



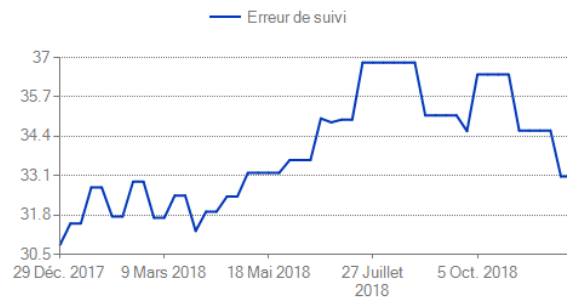
Benchmark: Non-EGBI EuroBIG Index

as of 12/31/2018

Currency: EUR

Suivi

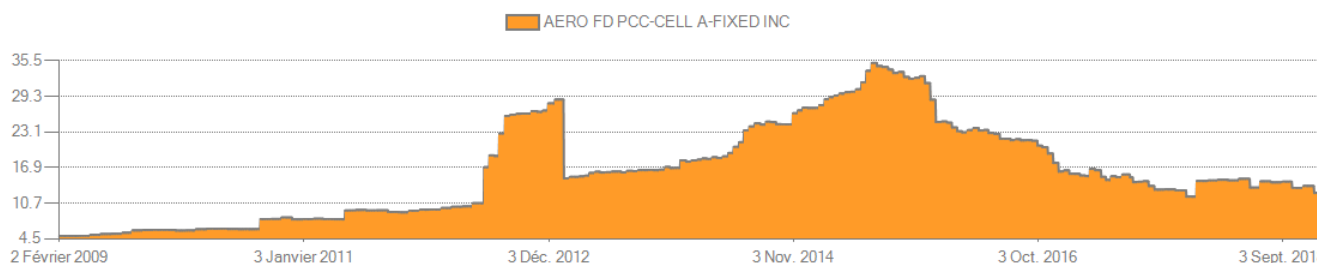
	vs Bench.
Alpha 1A Hebdo	0.04
Bêta 1A Hebdo	-0.26
Corrélation 1A Hebdo	-0.02
Corrélation Bear 1A Hebdo	-0.06
Corrélation Bull 1A Hebdo	-0.07
Coefficient de détermination 1A Hebdo	0.00
Erreur de suivi 1A Hebdo ann	--



The material produced in this document is intended for informational purposes only and should not be construed as an offer or solicitation for the purchase or sale of any financial instrument. The information provided herein reflects current market practices and is not intended to constitute legal, tax, or accounting advice. The information and data contained herein has been obtained from internal data processing, fund administrators as well as other outside sources and, although it is believed to be accurate, no guarantee of completeness or accuracy is being made. Bloomberg LP shall not be liable for any losses or damage that anyone may suffer as a result of relying on this information. The information may be changed by Bloomberg LP at any time.

Actif total (mln)

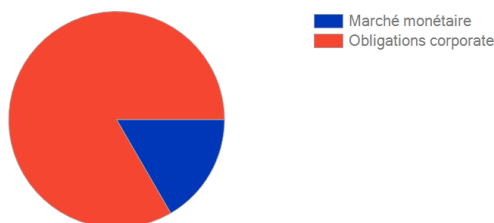
as of 12/31/2018



Allocation par types d'actif

as of 09/30/2018

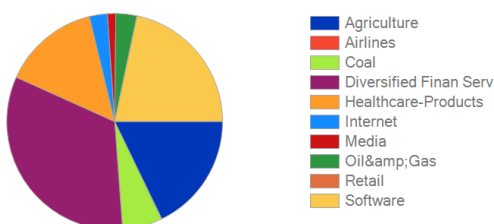
Marché monétaire	16.625 %
Obligations corporate	83.375 %



Allocation par secteur

as of 09/30/2018

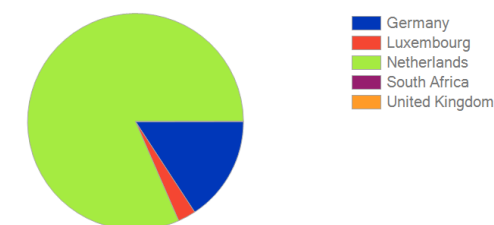
Agriculture	14.842 %
Airlines	0.048 %
Coal	4.972 %
Diversified Finan Serv	27.436 %
Healthcare-Products	12.095 %
Internet	2.24 %
Media	1.045 %
Oil&Gas	2.613 %
Retail	0.016 %
Software	18.067 %



Allocation géographique

as of 09/30/2018

Germany	13.14 %
Luxembourg	2.24 %
Netherlands	67.93 %
South Africa	0.016 %
United Kingdom	0.048 %



Statistiques sur la composition du portefeuille

as of 09/30/2018

% des 10 premières positions	83.37	PER moyen	--
Rotation du portefeuille	--	Prix/cash-flow moy	--
Cap bours médiane (M)	--	Prix/ventes moy	--
Cap boursière moy (mln)	--	Ratio prix/actif net moy	--
Rdt boursier moy	--		

The material produced in this document is intended for informational purposes only and should not be construed as an offer or solicitation for the purchase or sale of any financial instrument. The information provided herein reflects current market practices and is not intended to constitute legal, tax, or accounting advice. The information and data contained herein has been obtained from internal data processing, fund administrators as well as other outside sources and, although it is believed to be accurate, no guarantee of completeness or accuracy is being made. Bloomberg LP shall not be liable for any losses or damage that anyone may suffer as a result of relying on this information. The information may be changed by Bloomberg LP at any time.