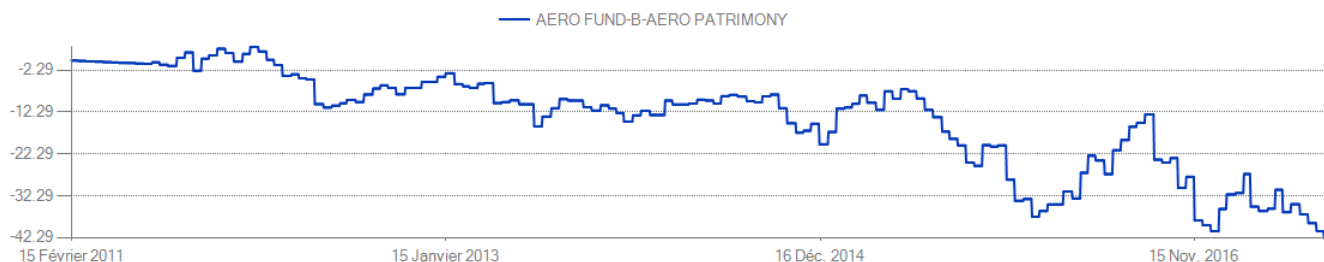


Aero Fund PCC Ltd - Cell B - Aero Patrimony is an open-end fund incorporated in Gibraltar. The Fund aims to achieve a positive absolute return. The Fund invests in a broad range of equities.

Coordonnées		Informations	as of 07/31/2017
Société de gestion	Huber & Co Ltd	Last Close	€ 58.40
Adresse de société	Aero Fund PCC Ltd, 210 Neptune House, P.O. Box 300, Marina Bay, Gibraltar	Total Assets (mil)	€ 5.11
Téléphone de société	Tel: +350 200 51431	Total Assets Date	07/31/2017
Site Internet	www.hubercoldt.gi	Date de création	02/28/2011
Gérant de fonds	--	Benchmark principal	MSCI ACWI
Gérant - Date début	--	Dev	Euro
Agent de transfert	Velay Financial Services Ltd	Investissement min	Euro 50,000.00
		Ticker	ABAREQ TL
		ISIN	GI000A0Q6552

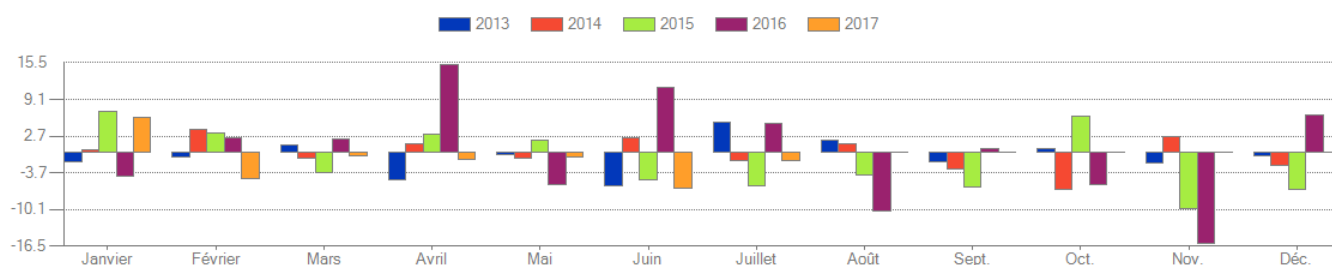
Commissions et frais		Classification Bloomberg	
Ratio des dépenses	--	Type de fonds	OPCVM
Frais d'entrée	1.00	Focus de classe d'actifs de fonds	Actions
Comm perf déclarée gérant	2.00	Domicile	Gibraltar
Comm déclarée gérant de fonds	20.00	Objectif du fonds	Etranger Mélange
High-water mark	Oui	Style de fonds	--
Rendement minimal	--	Focus de cap boursière de fonds	--
Droits de sortie	1.00	Focus géographique de fonds	International
Frais de retrait anticipé	--	Focus de devise de fonds	--

Graphe total return



Saisonnalité

Year	Janvier	Février	Mars	Avril	Mai	Juin	Juillet	Août	Sept.	Oct.	Nov.	Déc.
2013	-1.80	-0.96	1.24	-4.81	-0.58	-5.89	5.16	2.08	-1.75	0.49	-2.08	-0.62
2014	0.09	3.96	-1.04	1.27	-1.05	2.33	-1.61	1.27	-3.12	-6.59	2.57	-2.30
2015	7.05	3.19	-3.72	3.03	1.97	-4.81	-5.87	-3.99	-6.09	6.12	-9.90	-6.48
2016	-4.27	2.48	2.12	15.25	-5.70	11.17	5.02	-10.29	0.48	-5.83	-16.00	6.43
2017	5.88	-4.75	-0.74	-1.28	-0.86	-6.27	-1.53	--	--	--	--	--



The material produced in this document is intended for informational purposes only and should not be construed as an offer or solicitation for the purchase or sale of any financial instrument. The information provided herein reflects current market practices and is not intended to constitute legal, tax, or accounting advice. The information and data contained herein has been obtained from internal data processing, fund administrators as well as other outside sources and, although it is believed to be accurate, no guarantee of completeness or accuracy is being made. Bloomberg LP shall not be liable for any losses or damage that anyone may suffer as a result of relying on this information. The information may be changed by Bloomberg LP at any time.

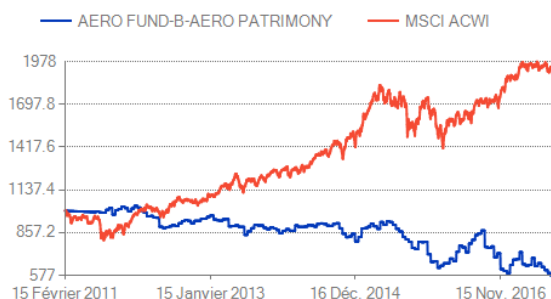
Benchmark: MSCI ACWI

as of 07/31/2017

Currency: EUR

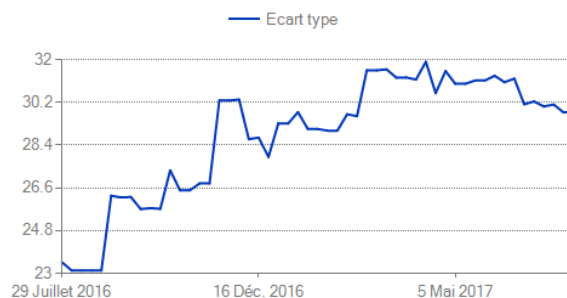
Performance

	Fund	Bench.
Rendement moyen 1A Hebdo	-28.97	12.32
Total Return 3M	-8.51	-2.45
Total Return 6M	-14.61	2.14
Total Return 1A	-31.38	11.14
Total Return Ytd	-9.58	2.65
Perf 2016	-3.54	11.74
Perf 2015	-19.30	9.31
Perf 2014	-4.57	19.41
Perf 2013	-9.55	18.24
Perf 2012	-3.64	14.86
Perf 2011	--	-3.86
Rdt eff 7J	--	--
Rdt 30J	--	--
Rdt brut 7J	--	--
Rdt subv 7J	--	--
Vie moy	--	--
Marché monétaire jrs moy	--	--
maturité		



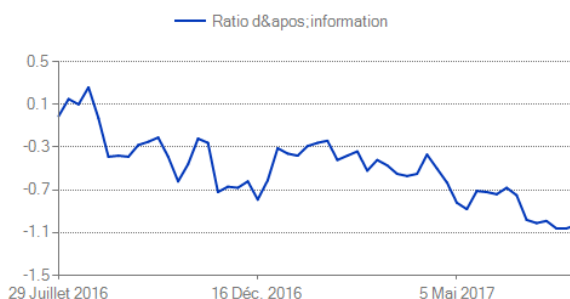
Risque

	Fund	Bench.
Downside Risk 1A Sem an	24.35	7.08
Semivariance 1A Hebdo ann	50.20	9.92
Ecart type 1A Hebdo ann	30.02	10.43
Drawdown max 1A	-33.79	-4.88
Increase max 1A	23.01	18.13
Kurtosis 1A Hebdo	2.73	0.82
Asymétrie 1A Hebdo	-1.11	0.34



Rendement/risque

	vs Bench.
Rendement excédentaire 1A Hebdo ann	-36.83
Ratio d'information 1A Sem	-1.08
Alpha Jensen 1A Hebdo	-19.20
Modigliani Rap 1A Hebdo	-0.23
Ratio Sharpe 1A Hebdo	-0.95
Ratio Sortino 1A Hebdo	0.70
Mesure de Treynor 1A Hebdo	0.38



The material produced in this document is intended for informational purposes only and should not be construed as an offer or solicitation for the purchase or sale of any financial instrument. The information provided herein reflects current market practices and is not intended to constitute legal, tax, or accounting advice. The information and data contained herein has been obtained from internal data processing, fund administrators as well as other outside sources and, although it is believed to be accurate, no guarantee of completeness or accuracy is being made. Bloomberg LP shall not be liable for any losses or damage that anyone may suffer as a result of relying on this information. The information may be changed by Bloomberg LP at any time.

Benchmark: MSCI ACWI

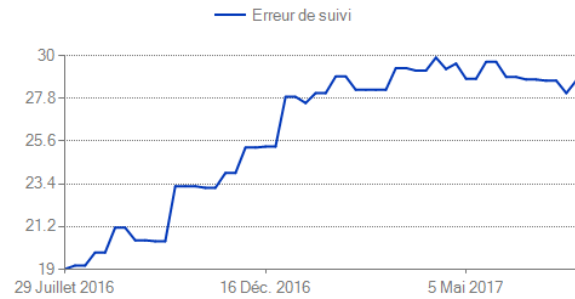
as of 07/31/2017

Currency: EUR

Suivi

vs Bench.

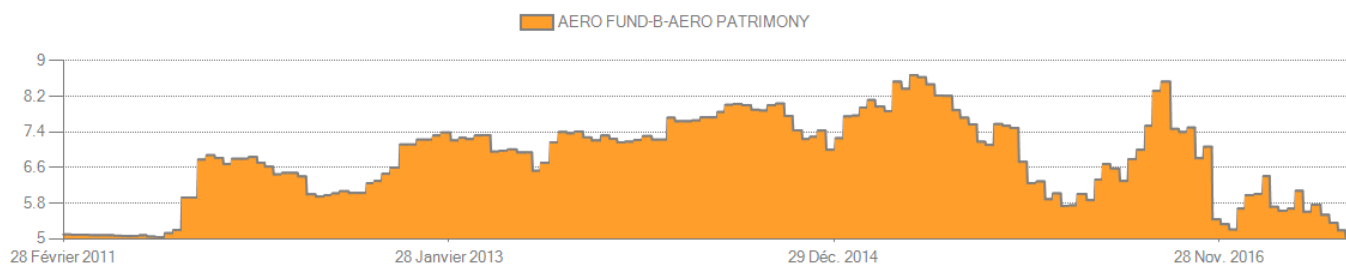
Alpha 1A Hebdo	-0.49
Bêta 1A Hebdo	-0.75
Corrélation 1A Hebdo	-0.26
Corrélation Bear 1A Hebdo	0.04
Corrélation Bull 1A Hebdo	-0.12
Coefficient de détermination 1A Hebdo	0.07
Erreur de suivi 1A Hebdo ann	--



The material produced in this document is intended for informational purposes only and should not be construed as an offer or solicitation for the purchase or sale of any financial instrument. The information provided herein reflects current market practices and is not intended to constitute legal, tax, or accounting advice. The information and data contained herein has been obtained from internal data processing, fund administrators as well as other outside sources and, although it is believed to be accurate, no guarantee of completeness or accuracy is being made. Bloomberg LP shall not be liable for any losses or damage that anyone may suffer as a result of relying on this information. The information may be changed by Bloomberg LP at any time.

Actif total (mln)

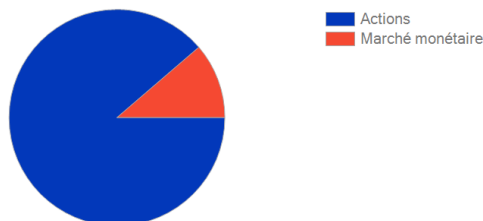
as of 07/31/2017



Allocation par types d'actif

as of 06/30/2017

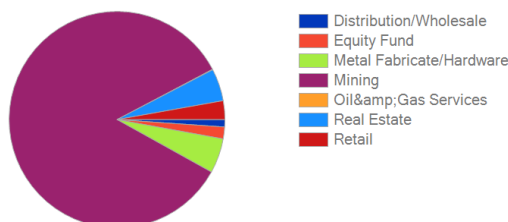
Actions	88.721 %
Marché monétaire	11.279 %



Allocation par secteur

as of 06/30/2017

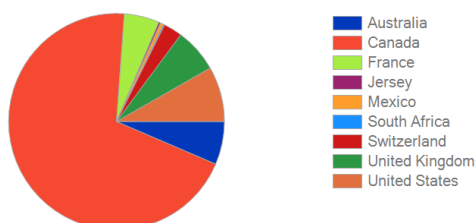
Distribution/Wholesale	0.964 %
Equity Fund	1.569 %
Metal Fabricate/Hardware	4.609 %
Mining	74.744 %
Oil&Gas Services	0.073 %
Real Estate	4.273 %
Retail	2.49 %



Allocation géographique

as of 06/30/2017

Australia	5.7 %
Canada	61.864 %
France	4.682 %
Jersey	0.243 %
Mexico	0.427 %
South Africa	0.158 %
Switzerland	2.49 %
United Kingdom	5.842 %
United States	7.316 %



Statistiques sur la composition du portefeuille

as of 06/30/2017

% des 10 premières positions	76.02	PER moyen	--
Rotation du portefeuille	--	Prix/cash-flow moy	12.10
Cap bours médiane (M)	1,788.25	Prix/ventes moyen	2.38
Cap boursière moy (mln)	5,418.02	Ratio prix/actif net moy	1.17
Rdt boursier moy	0.66		

The material produced in this document is intended for informational purposes only and should not be construed as an offer or solicitation for the purchase or sale of any financial instrument. The information provided herein reflects current market practices and is not intended to constitute legal, tax, or accounting advice. The information and data contained herein has been obtained from internal data processing, fund administrators as well as other outside sources and, although it is believed to be accurate, no guarantee of completeness or accuracy is being made. Bloomberg LP shall not be liable for any losses or damage that anyone may suffer as a result of relying on this information. The information may be changed by Bloomberg LP at any time.