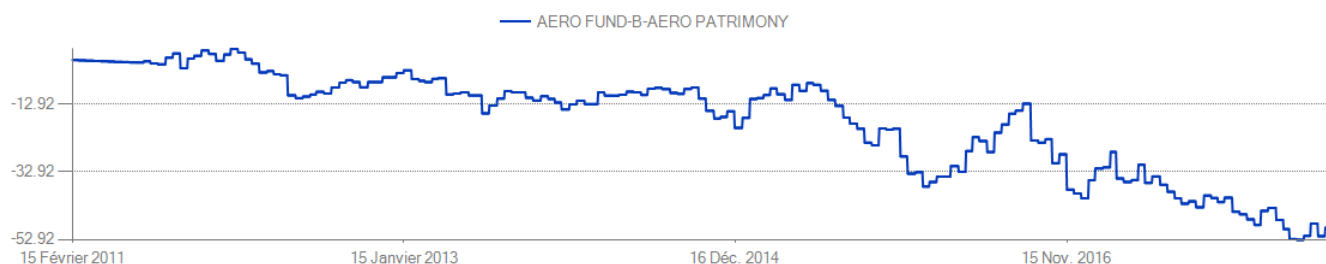


Aero Fund PCC Ltd - Cell B - Aero Patrimony is an open-end fund incorporated in Gibraltar. The Fund aims to achieve a positive absolute return. The Fund invests in a broad range of equities.

Coordonnées		Informations		as of 05/31/2018
Société de gestion	Huber & Co Ltd	Last Close		€ 51.20
Adresse de société	Aero Fund PCC Ltd, 210 Neptune House, P.O. Box 300, Marina Bay, Gibraltar	Total Assets (mil)		€ 3.77
Téléphone de société	Tel: +350 200 51431	Total Assets Date		05/31/2018
Site Internet	www.hubercoldt.gi	Date de création		02/28/2011
Gérant de fonds	--	Benchmark principal		MSCI ACWI
Gérant - Date début	--	Dev		Euro
Agent de transfert	Velay Financial Services Ltd	Investissement min		Euro 50,000.00
		Ticker		ABAREQ TL
		ISIN		GI000A0Q6552

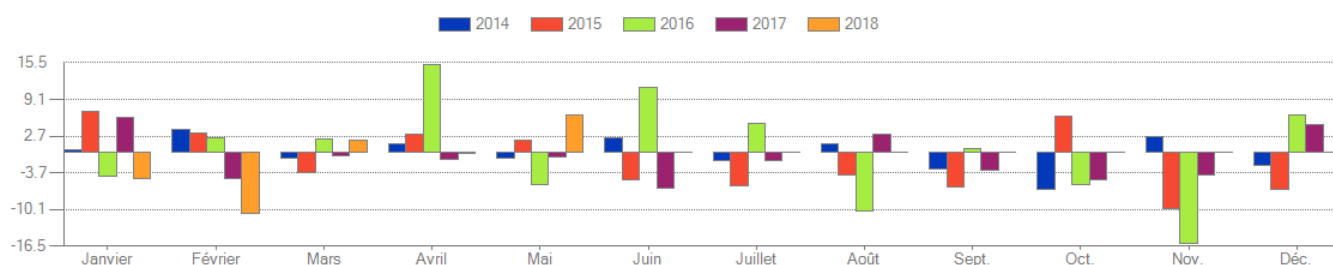
Commissions et frais		Classification Bloomberg	
Ratio des dépenses	--	Type de fonds	OPCVM
Frais d'entrée	1.00	Focus de classe d'actifs de fonds	Actions
Comm perf déclarée gérant	2.00	Domicile	Gibraltar
Comm déclarée gérant de fonds	20.00	Objectif du fonds	Etranger Mélange
High-water mark	Oui	Style de fonds	--
Rendement minimal	--	Focus de cap boursière de fonds	--
Droits de sortie	1.00	Focus géographique de fonds	International
Frais de retrait anticipé	--	Focus de devise de fonds	--

Graphe total return



Saisonnalité

Year	Janvier	Février	Mars	Avril	Mai	Juin	Juillet	Août	Sept.	Oct.	Nov.	Déc.
2014	0.09	3.96	-1.04	1.27	-1.05	2.33	-1.61	1.27	-3.12	-6.59	2.57	-2.30
2015	7.05	3.19	-3.72	3.03	1.97	-4.81	-5.87	-3.99	-6.09	6.12	-9.90	-6.48
2016	-4.27	2.48	2.12	15.25	-5.70	11.17	5.02	-10.29	0.48	-5.83	-16.00	6.43
2017	5.88	-4.75	-0.74	-1.28	-0.86	-6.27	-1.53	2.96	-3.26	-4.85	-4.07	4.73
2018	-4.78	-10.67	1.95	-0.12	6.31	--	--	--	--	--	--	--



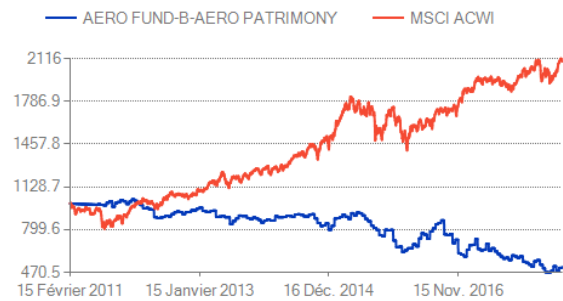
The material produced in this document is intended for informational purposes only and should not be construed as an offer or solicitation for the purchase or sale of any financial instrument. The information provided herein reflects current market practices and is not intended to constitute legal, tax, or accounting advice. The information and data contained herein has been obtained from internal data processing, fund administrators as well as other outside sources and, although it is believed to be accurate, no guarantee of completeness or accuracy is being made. Bloomberg LP shall not be liable for any losses or damage that anyone may suffer as a result of relying on this information. The information may be changed by Bloomberg LP at any time.

Benchmark: MSCI ACWI
 Currency: EUR

as of 05/31/2018

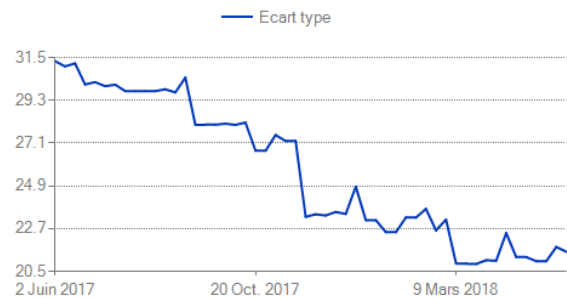
Performance

	Fund	Bench.
Rendement moyen 1A Hebdo	-21.12	9.20
Total Return 3M	8.25	3.65
Total Return 6M	-3.58	3.89
Total Return 1A	-19.09	8.19
Total Return Ytd	-7.93	3.35
Perf 2017	-13.90	9.29
Perf 2016	-3.54	11.74
Perf 2015	-19.30	9.31
Perf 2014	-4.57	19.41
Perf 2013	-9.55	18.24
Perf 2012	-3.64	14.86
Rdt eff 7J	--	--
Rdt 30J	--	--
Rdt brut 7J	--	--
Rdt subv 7J	--	--
Vie moy	--	--
Marché monétaire jrs moy maturité	--	--



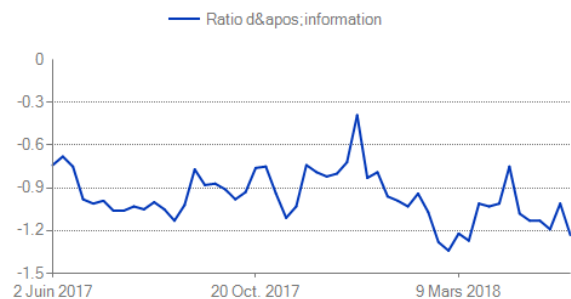
Risque

	Fund	Bench.
Downside Risk 1A Sem an	15.09	9.22
Semivariance 1A Hebdo ann	27.83	14.72
Ecart type 1A Hebdo ann	21.71	11.38
Drawdown max 1A	-25.60	-8.64
Increase max 1A	10.09	13.57
Kurtosis 1A Hebdo	1.40	1.38
Asymétrie 1A Hebdo	0.34	-1.10



Rendement/risque

	vs Bench.
Rendement excédentaire 1A Hebdo ann	-27.80
Ratio d'information 1A Sem	-1.20
Alpha Jensen 1A Hebdo	-23.09
Modigliani Rap 1A Hebdo	-0.20
Ratio Sharpe 1A Hebdo	-0.96
Ratio Sortino 1A Hebdo	1.18
Mesure de Treynor 1A Hebdo	-0.86



The material produced in this document is intended for informational purposes only and should not be construed as an offer or solicitation for the purchase or sale of any financial instrument. The information provided herein reflects current market practices and is not intended to constitute legal, tax, or accounting advice. The information and data contained herein has been obtained from internal data processing, fund administrators as well as other outside sources and, although it is believed to be accurate, no guarantee of completeness or accuracy is being made. Bloomberg LP shall not be liable for any losses or damage that anyone may suffer as a result of relying on this information. The information may be changed by Bloomberg LP at any time.

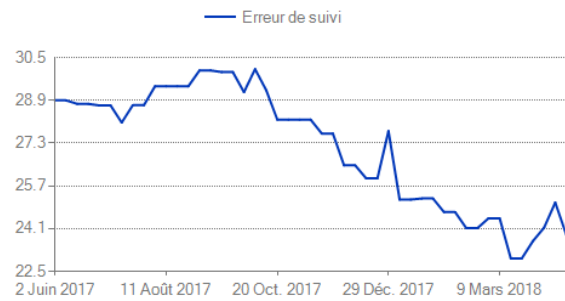
Benchmark: MSCI ACWI

as of 05/31/2018

Currency: EUR

Suivi

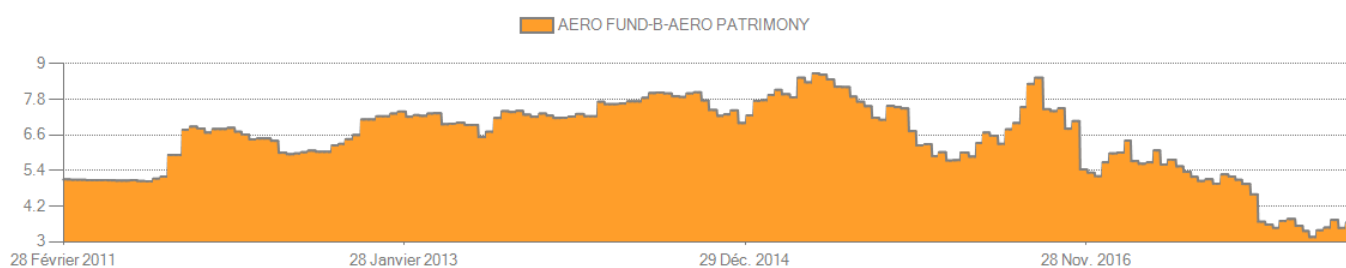
	vs Bench.
Alpha 1A Hebdo	-0.50
Bêta 1A Hebdo	0.24
Corrélation 1A Hebdo	0.13
Corrélation Bear 1A Hebdo	0.04
Corrélation Bull 1A Hebdo	0.30
Coefficient de détermination 1A Hebdo	0.02
Erreur de suivi 1A Hebdo ann	--



The material produced in this document is intended for informational purposes only and should not be construed as an offer or solicitation for the purchase or sale of any financial instrument. The information provided herein reflects current market practices and is not intended to constitute legal, tax, or accounting advice. The information and data contained herein has been obtained from internal data processing, fund administrators as well as other outside sources and, although it is believed to be accurate, no guarantee of completeness or accuracy is being made. Bloomberg LP shall not be liable for any losses or damage that anyone may suffer as a result of relying on this information. The information may be changed by Bloomberg LP at any time.

Actif total (mln)

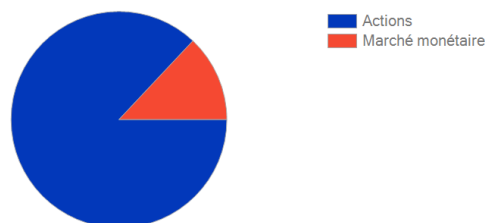
as of 05/31/2018



Allocation par types d'actif

as of 03/31/2018

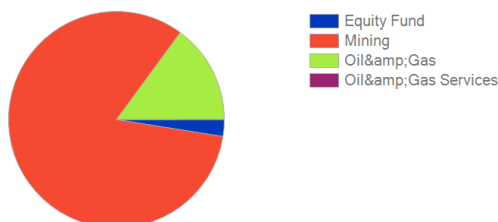
Actions	87.022 %
Marché monétaire	12.978 %



Allocation par secteur

as of 03/31/2018

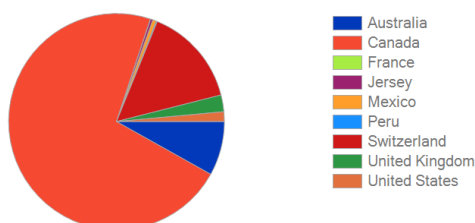
Equity Fund	2.171 %
Mining	71.871 %
Oil&Gas	12.937 %
Oil&Gas Services	0.043 %



Allocation géographique

as of 03/31/2018

Australia	7.042 %
Canada	62.644 %
France	0.043 %
Jersey	0.304 %
Mexico	0.472 %
Peru	0.131 %
Switzerland	12.937 %
United Kingdom	2.171 %
United States	1.277 %



Statistiques sur la composition du portefeuille

as of 03/31/2018

% des 10 premières positions	84.44	PER moyen	--
Rotation du portefeuille	--	Prix/cash-flow moy	5.98
Cap bours médiane (M)	3,709.23	Prix/ventes moyen	2.21
Cap boursière moy (mln)	4,634.24	Ratio prix/actif net moy	0.62
Rdt boursier moy	0.54		

The material produced in this document is intended for informational purposes only and should not be construed as an offer or solicitation for the purchase or sale of any financial instrument. The information provided herein reflects current market practices and is not intended to constitute legal, tax, or accounting advice. The information and data contained herein has been obtained from internal data processing, fund administrators as well as other outside sources and, although it is believed to be accurate, no guarantee of completeness or accuracy is being made. Bloomberg LP shall not be liable for any losses or damage that anyone may suffer as a result of relying on this information. The information may be changed by Bloomberg LP at any time.