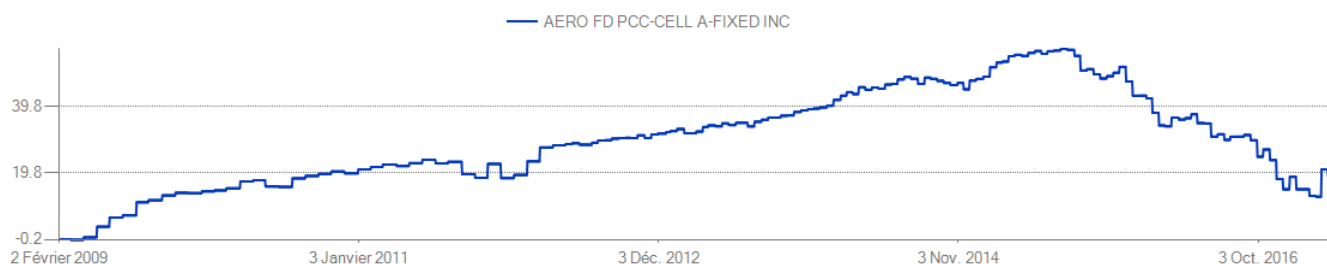


Aero Fund PCC Ltd - Cell A - Aero Fixed Income is an open-end fund incorporated in Gibraltar. The Fund seeks to achieve a positive absolute return through investment in fixed income vehicles which will give above market returns while retaining a good level of security.

Coordonnées		Informations		as of 03/31/2017
Société de gestion	Huber & Co Ltd	Last Close		€ 114.44
Adresse de société	Aero Fund PCC Ltd, 210 Neptune House, P.O. Box 300, Marina Bay, Gibraltar	Total Assets (mil)		€ 15.28
Téléphone de société	Tel: +350 200 51431	Total Assets Date		03/31/2017
Site Internet	www.hubercoldt.gi	Date de création		02/02/2009
Gérant de fonds	--	Benchmark principal		Citi Non-EGBI EuroBIG Index
Gérant - Date début	--	Dev		Euro
Agent de transfert	Velay Financial Services Ltd	Investissement min		Euro 50,000.00
		Ticker		AEROAFI TL
		ISIN		GI000A0Q6545

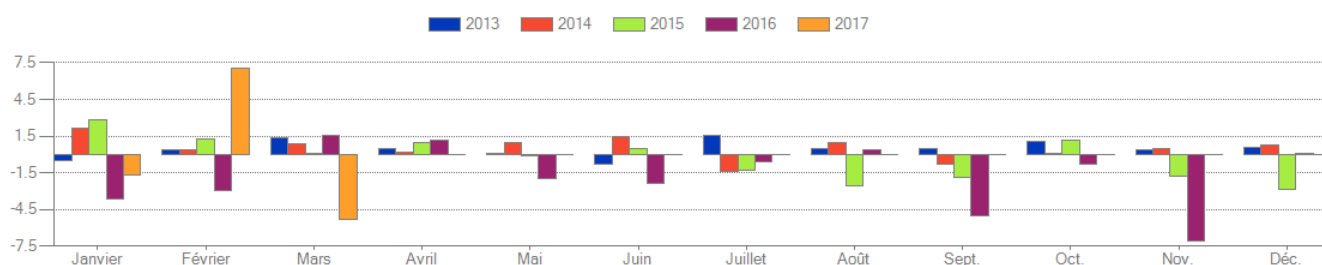
Commissions et frais		Classification Bloomberg	
Ratio des dépenses	--	Type de fonds	OPCVM
Frais d'entrée	1.00	Focus de classe d'actifs de fonds	Titres obligataires
Comm perf déclarée gérant	1.00	Domicile	Gibraltar
Comm déclarée gérant de fonds	--	Objectif du fonds	Obligataire agrégé Etranger
High-water mark	Oui	Style de fonds	--
Rendement minimal	--	Focus de cap boursière de fonds	--
Droits de sortie	1.00	Focus géographique de fonds	International
Frais de retrait anticipé	--	Focus de devise de fonds	--

Graphe total return



Saisonnalité

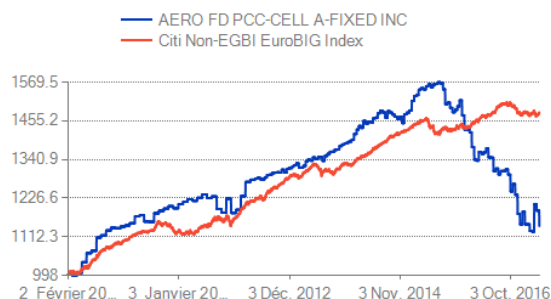
Year	Janvier	Février	Mars	Avril	Mai	Juin	Juillet	Août	Sept.	Oct.	Nov.	Déc.
2013	-0.49	0.36	1.39	0.48	0.10	-0.80	1.52	0.48	0.46	1.10	0.40	0.60
2014	2.15	0.36	0.89	0.21	1.00	1.42	-1.39	1.01	-0.83	0.02	0.46	0.78
2015	2.87	1.22	0.07	0.95	-0.04	0.44	-1.31	-2.57	-1.86	1.17	-1.77	-2.86
2016	-3.62	-2.92	1.52	1.18	-2.01	-2.40	-0.56	0.41	-4.98	-0.80	-7.08	0.01
2017	-1.72	7.02	-5.33	--	--	--	--	--	--	--	--	--



The material produced in this document is intended for informational purposes only and should not be construed as an offer or solicitation for the purchase or sale of any financial instrument. The information provided herein reflects current market practices and is not intended to constitute legal, tax, or accounting advice. The information and data contained herein has been obtained from internal data processing, fund administrators as well as other outside sources and, although it is believed to be accurate, no guarantee of completeness or accuracy is being made. Bloomberg LP shall not be liable for any losses or damage that anyone may suffer as a result of relying on this information. The information may be changed by Bloomberg LP at any time.

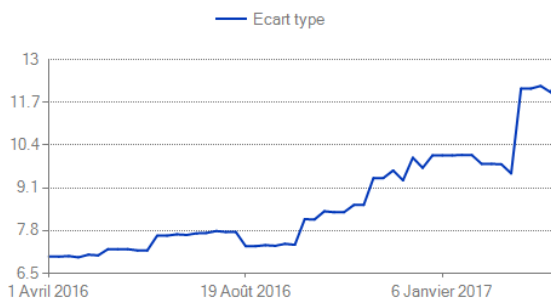
Performance

	Fund	Bench.
Rendement moyen 1A Hebdo	-15.07	0.81
Total Return 3M	-0.43	-0.18
Total Return 6M	-8.21	-1.84
Total Return 1A	-15.73	0.87
Total Return Ytd	-0.43	-0.18
Perf 2016	-19.61	3.35
Perf 2015	-3.80	0.13
Perf 2014	6.20	8.18
Perf 2013	5.72	1.98
Perf 2012	11.03	10.87
Perf 2011	-1.35	3.73
Rdt eff 7J	0.00	--
Rdt 30J	0.00	--
Rdt brut 7J	0.00	--
Rdt subv 7J	0.00	--
Vie moy	--	--
Marché monétaire jrs moy	--	--
maturité		



Risque

	Fund	Bench.
Downside Risk 1A Sem an	8.77	1.65
Semivariance 1A Hebdo ann	18.89	2.51
Ecart type 1A Hebdo ann	12.63	2.17
Drawdown max 1A	-17.96	-2.80
Increase max 1A	7.24	3.12
Kurtosis 1A Hebdo	5.66	-0.02
Asymétrie 1A Hebdo	0.90	-0.55



Rendement/risque

	vs Bench.
Rendement excédentaire 1A Hebdo ann	-15.75
Ratio d'information 1A Sem	-1.19
Alpha Jensen 1A Hebdo	-13.56
Modigliani Rap 1A Hebdo	-0.04
Ratio Sharpe 1A Hebdo	-1.17
Ratio Sortino 1A Hebdo	0.75
Mesure de Treynor 1A Hebdo	0.14



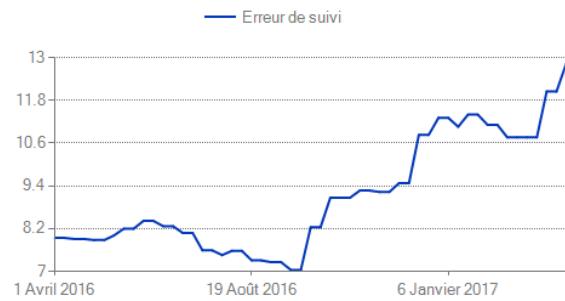
Benchmark: Citi Non-EGBI EuroBIG Index

as of 03/31/2017

Currency: EUR

Suivi

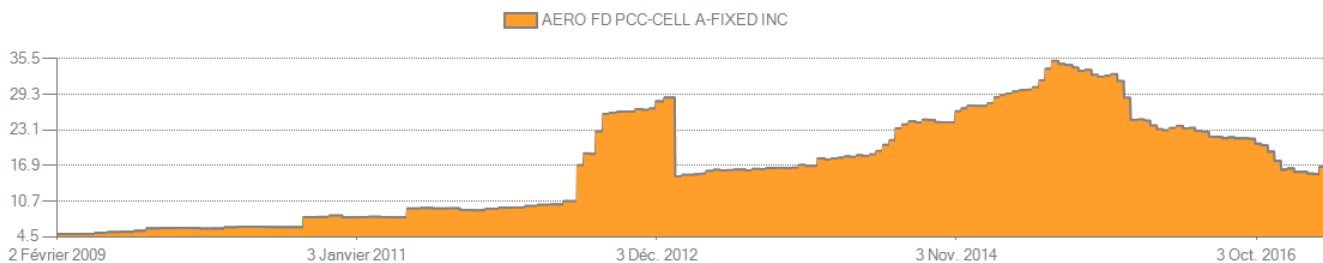
	vs Bench.
Alpha 1A Hebdo	-0.30
Bêta 1A Hebdo	-1.09
Corrélation 1A Hebdo	-0.19
Corrélation Bear 1A Hebdo	0.27
Corrélation Bull 1A Hebdo	-0.30
Coefficient de détermination 1A Hebdo	0.03
Erreur de suivi 1A Hebdo ann	12.84



The material produced in this document is intended for informational purposes only and should not be construed as an offer or solicitation for the purchase or sale of any financial instrument. The information provided herein reflects current market practices and is not intended to constitute legal, tax, or accounting advice. The information and data contained herein has been obtained from internal data processing, fund administrators as well as other outside sources and, although it is believed to be accurate, no guarantee of completeness or accuracy is being made. Bloomberg LP shall not be liable for any losses or damage that anyone may suffer as a result of relying on this information. The information may be changed by Bloomberg LP at any time.

Actif total (mln)

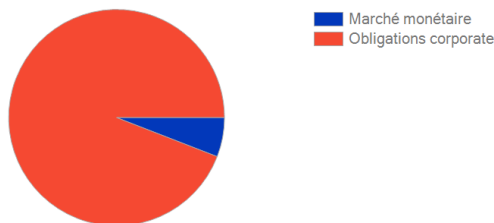
as of 03/31/2017



Allocation par types d'actif

as of 03/31/2017

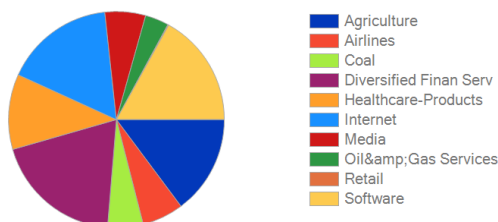
Marché monétaire	5.872 %
Obligations corporate	94.129 %



Allocation par secteur

as of 03/31/2017

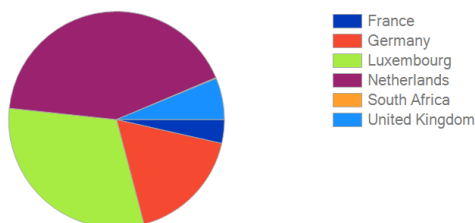
Agriculture	13.919 %
Airlines	5.847 %
Coal	5.005 %
Diversified Finan Serv	18.106 %
Healthcare-Products	10.599 %
Internet	15.505 %
Media	5.741 %
Oil&Gas Services	3.33 %
Retail	0.122 %
Software	15.955 %



Allocation géographique

as of 03/31/2017

France	3.33 %
Germany	16.34 %
Luxembourg	28.983 %
Netherlands	39.508 %
South Africa	0.122 %
United Kingdom	5.847 %



Statistiques sur la composition du portefeuille

as of 03/31/2017

% des 10 premières positions	94.01	PER moyen	--
Rotation du portefeuille	--	Prix/cash-flow moy	--
Cap bours médiane (M)	--	Prix/ventes moy	--
Cap boursière moy (mln)	--	Ratio prix/actif net moy	--
Rdt boursier moy	--		

The material produced in this document is intended for informational purposes only and should not be construed as an offer or solicitation for the purchase or sale of any financial instrument. The information provided herein reflects current market practices and is not intended to constitute legal, tax, or accounting advice. The information and data contained herein has been obtained from internal data processing, fund administrators as well as other outside sources and, although it is believed to be accurate, no guarantee of completeness or accuracy is being made. Bloomberg LP shall not be liable for any losses or damage that anyone may suffer as a result of relying on this information. The information may be changed by Bloomberg LP at any time.