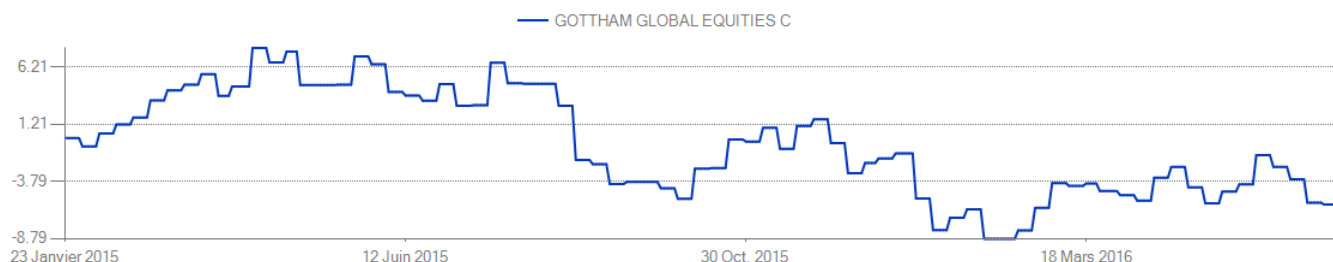


Gottham Fund PCC Ltd - Cell C: Gottham Global Equities is an open-end fund incorporated in Gibraltar. The Fund seeks to achieve a long-term capital growth primarily by using a fund of funds strategy and also by investing in a broad range of international equities. The Fund is allowed to invest up to 100% of its assets Euros, but not more than a total of 20% in other currencies.

Coordonnées		Informations	as of 07/01/2016
Société de gestion	Huber & Co Ltd	Last Close	€ 95.93
Adresse de société	Huber & Co Ltd, Unit D, The Tower,, Marina Bay,, Gibraltar	Total Assets (mil)	€ 8.82
Téléphone de société	Tel: 0035020045953	Total Assets Date	07/01/2016
Site Internet	--	Date de création	01/23/2015
Gérant de fonds	RALF HUBER	Benchmark principal	--
Gérant - Date début	01/05/2015	Dev	Euro
Agent de transfert	Helvetic Fund Administration Ltd	Investissement min	Euro 100,000.00
		Ticker	GFLCCGE TL
		ISIN	GI000A12G5B0

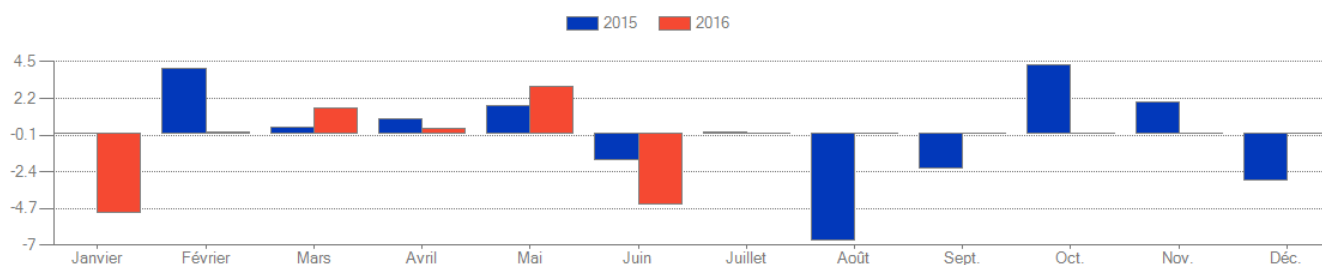
Commissions et frais		Classification Bloomberg	
Ratio des dépenses	--	Type de fonds	OPCVM
Frais d'entrée	0.00	Focus de classe d'actifs de fonds	Actions
Comm perf déclarée gérant	1.75	Domicile	Gibraltar
Comm déclarée gérant de fonds	0.00	Objectif du fonds	Etranger Croissance
High-water mark	Non	Style de fonds	--
Rendement minimal	0.00	Focus de cap boursière de fonds	--
Droits de sortie	0.00	Focus géographique de fonds	International
Frais de retrait anticipé	0.00	Focus de devise de fonds	--

## Graphe total return



## Saisonnalité

Year	Janvier	Février	Mars	Avril	Mai	Juin	Juillet	Août	Sept.	Oct.	Nov.	Déc.
2015	--	4.05	0.38	0.92	1.73	-1.62	0.02	-6.70	-2.15	4.27	1.96	-2.94
2016	-4.94	0.13	1.57	0.35	2.94	-4.38	--	--	--	--	--	--



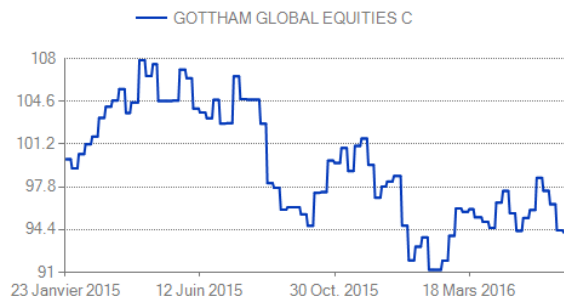
The material produced in this document is intended for informational purposes only and should not be construed as an offer or solicitation for the purchase or sale of any financial instrument. The information provided herein reflects current market practices and is not intended to constitute legal, tax, or accounting advice. The information and data contained herein has been obtained from internal data processing, fund administrators as well as other outside sources and, although it is believed to be accurate, no guarantee of completeness or accuracy is being made. Bloomberg LP shall not be liable for any losses or damage that anyone may suffer as a result of relying on this information. The information may be changed by Bloomberg LP at any time.

Benchmark:  
Currency: EUR

as of 07/01/2016

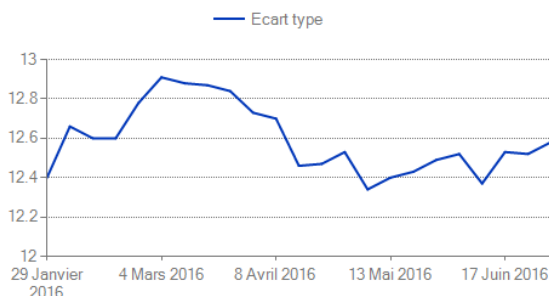
## Performance

	Fund	Bench.
Rendement moyen 1A Hebdo	-5.98	
Total Return 3M	0.96	
Total Return 6M	-2.77	
Total Return 1A	-8.39	
Total Return Ytd	-2.77	
Perf 2015	--	
Perf 2014	--	
Perf 2013	--	
Perf 2012	--	
Perf 2011	--	
Perf 2010	--	
Rdt eff 7J	0.00	
Rdt 30J	0.00	
Rdt brut 7J	0.00	
Rdt subv 7J	0.00	
Vie moy	--	
Marché monétaire jrs moy maturité	--	



## Risque

	Fund	Bench.
Downside Risk 1A Sem an	9.20	
Semivariance 1A Hebdo ann	13.70	
Ecart type 1A Hebdo ann	12.59	
Drawdown max 1A	-14.43	
Increase max 1A	8.01	
Kurtosis 1A Hebdo	-0.19	
Asymétrie 1A Hebdo	-0.23	



## Rendement/risque

	vs Bench.
Rendement excédentaire 1A Hebdo ann	--
Ratio d'information 1A Sem	--
Alpha Jensen 1A Hebdo	--
Modigliani Rap 1A Hebdo	--
Ratio Sharpe 1A Hebdo	-0.46
Ratio Sortino 1A Hebdo	0.87
Mesure de Treynor 1A Hebdo	--

## Suivi

	vs Bench.
Alpha 1A Hebdo	--
Bêta 1A Hebdo	--
Corrélation 1A Hebdo	--
Corrélation Bear 1A Hebdo	--
Corrélation Bull 1A Hebdo	--

The material produced in this document is intended for informational purposes only and should not be construed as an offer or solicitation for the purchase or sale of any financial instrument. The information provided herein reflects current market practices and is not intended to constitute legal, tax, or accounting advice. The information and data contained herein has been obtained from internal data processing, fund administrators as well as other outside sources and, although it is believed to be accurate, no guarantee of completeness or accuracy is being made. Bloomberg LP shall not be liable for any losses or damage that anyone may suffer as a result of relying on this information. The information may be changed by Bloomberg LP at any time.

Benchmark:  
Currency: EUR  
Suivi

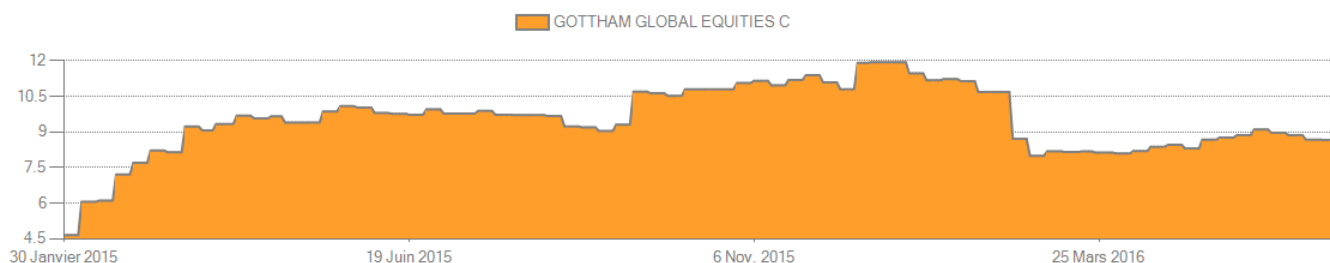
as of 07/01/2016

---

	vs Bench.
Coefficient de détermination 1A	--
Hebdo	
Erreur de suivi 1A Hebdo ann	--

Actif total (mln)

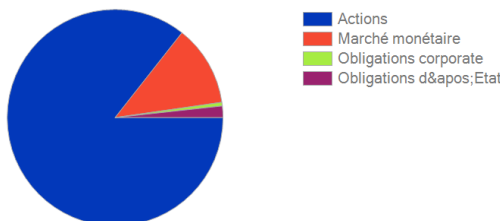
as of 07/01/2016



### Allocation par types d'actif

as of 07/01/2016

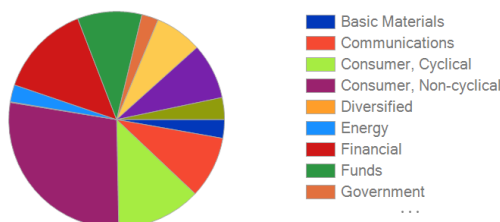
Actions	85.642 %
Marché monétaire	12.087 %
Obligations corporate	0.554 %
Obligations d'Etat	1.717 %



### Allocation par secteur

as of 07/01/2016

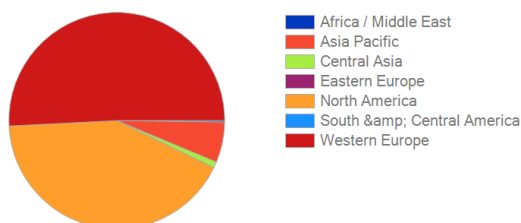
Basic Materials	1.918 %
Communications	6.376 %
Consumer, Cyclical	8.743 %
Consumer, Non-cyclical	19.223 %
Diversified	0.07 %
Energy	1.763 %
Financial	9.612 %
Funds	6.661 %
Government	1.717 %
Industrial	4.9 %
Technology	5.75 %
Utilities	2.268 %



### Allocation géographique

as of 07/01/2016

Africa / Middle East	0.156 %
Asia Pacific	4.16 %
Central Asia	0.632 %
Eastern Europe	0.006 %
North America	28.971 %
South & Central America	0 %
Western Europe	35.02 %



### Statistiques sur la composition du portefeuille

as of 07/01/2016

% des 10 premières positions	72.76	PER moyen	23.09
Rotation du portefeuille	- -	Prix/cash-flow moy	10.21
Cap bours médiane (M)	75.24	Prix/ventes moyen	1.33
Cap boursière moy (mln)	22,363.79	Ratio prix/actif net moy	2.36
Rdt boursier moy	2.55		