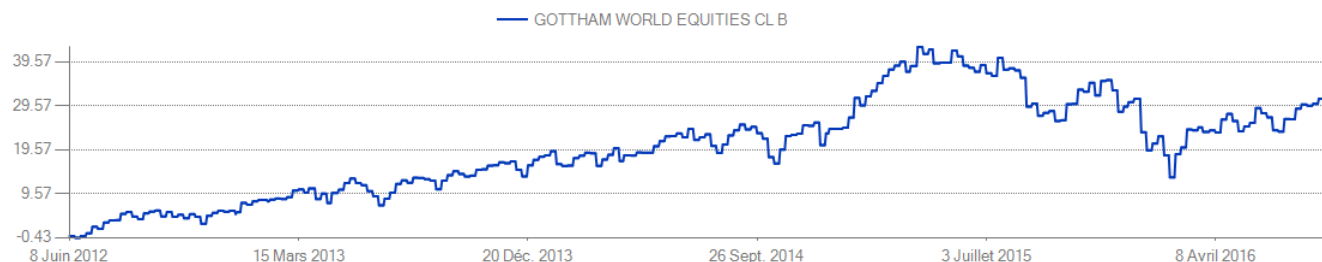


Gottham Fund PCC Ltd - Cell B: World Equities Strategies is an open-end fund incorporated in Gibraltar. The Fund seeks to achieve a long-term capital growth in a broad range of international funds of equities and/or other equities. The Fund will invest in international worldwide equities markets.

Coordonnées		Informations		as of 08/26/2016
Société de gestion	Sodiprives SA	Last Close		€ 129.96
Adresse de société	Sodiprives SA, Rue Albert-Gos 3, 1206 Geneve, Switzerland	Total Assets (mil)		€ 50.00
Téléphone de société	350 200 45953	Total Assets Date		08/26/2016
Site Internet	--	Date de création		06/08/2012
Gérant de fonds	RALF HUBER	Benchmark principal		Citi EuroBIG Index USD
Gérant - Date début	06/08/2012	Dev		Euro
Agent de transfert	Helvetic Fund Administration Ltd	Investissement min		Euro 50,000.00
		Ticker		GFLCAFB TL
		ISIN		GI000A1JNMB7

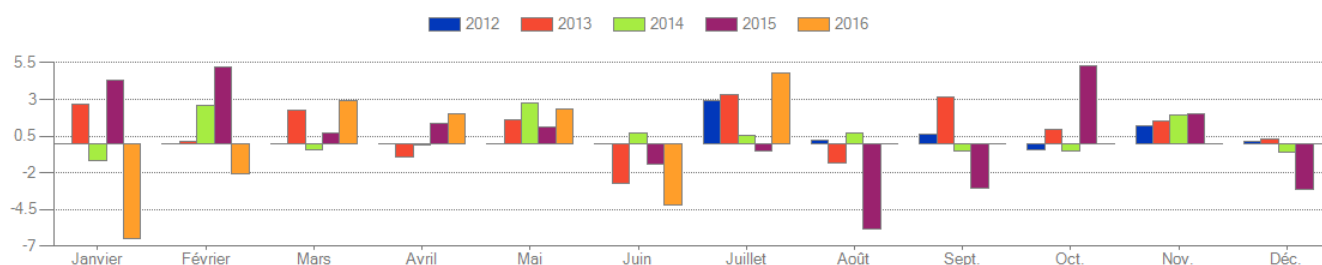
Commissions et frais		Classification Bloomberg	
Ratio des dépenses	--	Type de fonds	OPCVM
Frais d'entrée	1.00	Focus de classe d'actifs de fonds	Actions
Comm perf déclarée gérant	0.00	Domicile	Gibraltar
Comm déclarée gérant de fonds	1.50	Objectif du fonds	Etranger Mélange
High-water mark	Oui	Style de fonds	--
Rendement minimal	0.00	Focus de cap boursière de fonds	--
Droits de sortie	0.00	Focus géographique de fonds	International
Frais de retrait anticipé	1.00	Focus de devise de fonds	--

Graphe total return



Saisonnalité

Year	Janvier	Février	Mars	Avril	Mai	Juin	Juillet	Août	Sept.	Oct.	Nov.	Déc.
2012	--	--	--	--	--	--	2.89	0.25	0.63	-0.42	1.21	0.13
2013	2.64	0.18	2.25	-0.96	1.64	-2.75	3.33	-1.32	3.16	0.92	1.56	0.32
2014	-1.19	2.60	-0.41	-0.14	2.78	0.70	0.56	0.75	-0.54	-0.53	1.92	-0.58
2015	4.31	5.17	0.70	1.40	1.13	-1.42	-0.50	-5.80	-3.07	5.28	2.00	-3.16
2016	-6.50	-2.05	2.95	2.00	2.35	-4.18	4.78	--	--	--	--	--



The material produced in this document is intended for informational purposes only and should not be construed as an offer or solicitation for the purchase or sale of any financial instrument. The information provided herein reflects current market practices and is not intended to constitute legal, tax, or accounting advice. The information and data contained herein has been obtained from internal data processing, fund administrators as well as other outside sources and, although it is believed to be accurate, no guarantee of completeness or accuracy is being made. Bloomberg LP shall not be liable for any losses or damage that anyone may suffer as a result of relying on this information. The information may be changed by Bloomberg LP at any time.

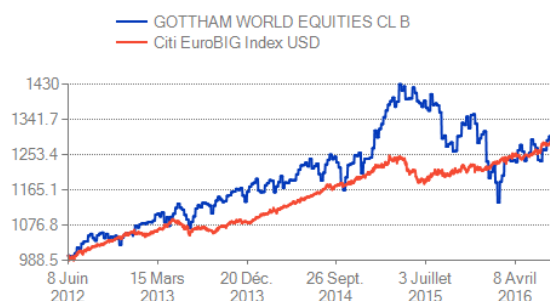
Benchmark: Citi EuroBIG Index USD

as of 08/26/2016

Currency: EUR

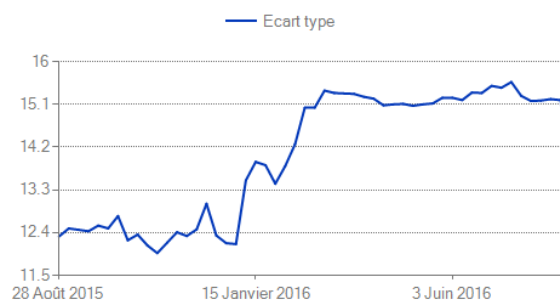
Performance

	Fund	Bench.
Rendement moyen 1A Hebdo	0.91	7.25
Total Return 3M	3.36	3.09
Total Return 6M	8.18	4.09
Total Return 1A	0.43	7.30
Total Return Ytd	-0.93	6.40
Perf 2015	5.50	1.03
Perf 2014	5.98	11.24
Perf 2013	11.31	2.15
Perf 2012	--	10.45
Perf 2011	--	3.33
Perf 2010	--	2.31
Rdt eff 7J	0.00	--
Rdt 30J	0.00	--
Rdt brut 7J	0.00	--
Rdt subv 7J	0.00	--
Vie moy	--	--
Marché monétaire jrs moy	--	--
maturité		



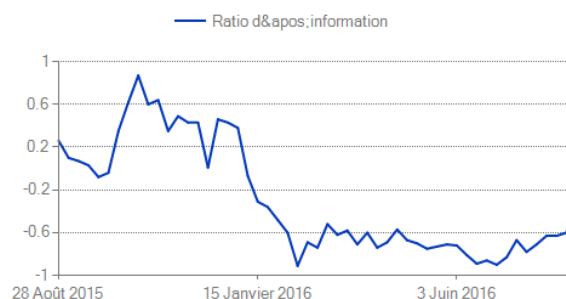
Risque

	Fund	Bench.
Downside Risk 1A Sem an	11.01	2.77
Semivariance 1A Hebdo ann	17.16	4.13
Ecart type 1A Hebdo ann	14.54	3.84
Drawdown max 1A	-16.35	-1.52
Increase max 1A	15.82	8.06
Kurtosis 1A Hebdo	0.39	0.09
Asymétrie 1A Hebdo	-0.47	-0.08



Rendement/risque

	vs Bench.
Rendement excédentaire 1A Hebdo ann	-5.92
Ratio d'information 1A Sem	-0.40
Alpha Jensen 1A Hebdo	0.32
Modigliani Rap 1A Hebdo	-0.07
Ratio Sharpe 1A Hebdo	0.08
Ratio Sortino 1A Hebdo	0.75
Mesure de Treynor 1A Hebdo	0.11



The material produced in this document is intended for informational purposes only and should not be construed as an offer or solicitation for the purchase or sale of any financial instrument. The information provided herein reflects current market practices and is not intended to constitute legal, tax, or accounting advice. The information and data contained herein has been obtained from internal data processing, fund administrators as well as other outside sources and, although it is believed to be accurate, no guarantee of completeness or accuracy is being made. Bloomberg LP shall not be liable for any losses or damage that anyone may suffer as a result of relying on this information. The information may be changed by Bloomberg LP at any time.

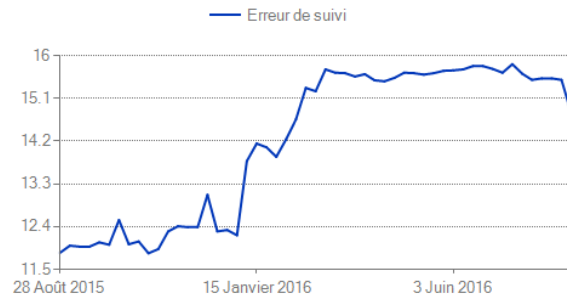
Benchmark: Citi EuroBIG Index USD

as of 08/26/2016

Currency: EUR

Suivi

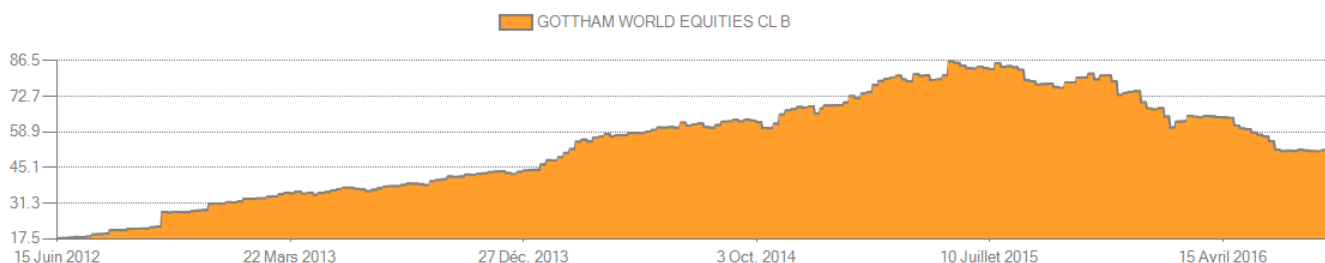
	vs Bench.
Alpha 1A Hebdo	0.00
Bêta 1A Hebdo	0.10
Corrélation 1A Hebdo	0.03
Corrélation Bear 1A Hebdo	0.08
Corrélation Bull 1A Hebdo	-0.18
Coefficient de détermination 1A Hebdo	0.00
Erreur de suivi 1A Hebdo ann	14.92



The material produced in this document is intended for informational purposes only and should not be construed as an offer or solicitation for the purchase or sale of any financial instrument. The information provided herein reflects current market practices and is not intended to constitute legal, tax, or accounting advice. The information and data contained herein has been obtained from internal data processing, fund administrators as well as other outside sources and, although it is believed to be accurate, no guarantee of completeness or accuracy is being made. Bloomberg LP shall not be liable for any losses or damage that anyone may suffer as a result of relying on this information. The information may be changed by Bloomberg LP at any time.

Actif total (mln)

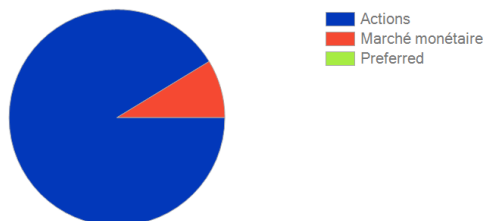
as of 08/26/2016



Allocation par types d'actif

as of 08/26/2016

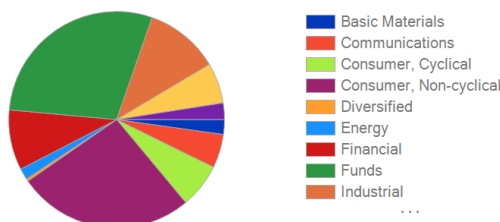
Actions	91.311 %
Marché monétaire	8.689 %
Preferred	0 %



Allocation par secteur

as of 08/26/2016

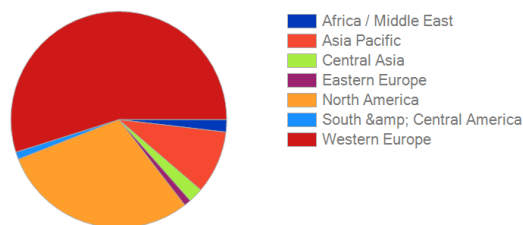
Basic Materials	1.919 %
Communications	4.392 %
Consumer, Cyclical	5.826 %
Consumer, Non-cyclical	23.031 %
Diversified	0.338 %
Energy	1.462 %
Financial	7.835 %
Funds	25.179 %
Industrial	9.691 %
Technology	5.278 %
Utilities	2.146 %



Allocation géographique

as of 08/26/2016

Africa / Middle East	1.609 %
Asia Pacific	8.194 %
Central Asia	1.955 %
Eastern Europe	0.88 %
North America	25.728 %
South & Central America	0.95 %
Western Europe	47.782 %



Statistiques sur la composition du portefeuille

as of 08/26/2016

% des 10 premières positions	56.32	PER moyen	--
Rotation du portefeuille	--	Prix/cash-flow moy	9.68
Cap bours médiane (M)	75.24	Prix/ventes moyen	1.52
Cap boursière moy (mln)	18,667.37	Ratio prix/actif net moy	2.47
Rdt boursier moy	1.67		

The material produced in this document is intended for informational purposes only and should not be construed as an offer or solicitation for the purchase or sale of any financial instrument. The information provided herein reflects current market practices and is not intended to constitute legal, tax, or accounting advice. The information and data contained herein has been obtained from internal data processing, fund administrators as well as other outside sources and, although it is believed to be accurate, no guarantee of completeness or accuracy is being made. Bloomberg LP shall not be liable for any losses or damage that anyone may suffer as a result of relying on this information. The information may be changed by Bloomberg LP at any time.